



2012 Accreditation Self Study Faculty and Staff Survey






1. Which Department/Unit are you from?

		Response Percent	Response Count
Business, Legal Education and Technology		8.8%	24
Culinary Arts		4.4%	12
Emergency Medical Services		1.8%	5
Health Sciences		7.0%	19
Kahikoluamea		8.1%	22
Hospitality and Tourism Education		2.6%	7
Arts and Humanities		16.5%	45
Center for Excellence in Learning, Teaching and Technology (CELTT)		0.0%	0
Language, Linguistics and Literature		19.5%	53
Library & Learning Resources		2.6%	7
Math & Sciences		11.4%	31
Nursing		3.3%	9
Social Sciences		4.4%	12
Student Services		4.0%	11
Community and Continuing Education		3.3%	9
Other Administrative or Support Office		2.2%	6
answered question			272
skipped question			10



2. Are you a full-time or part-time employee at the college?

		Response Percent	Response Count
Full time		72.6%	201
Part time		27.4%	76
answered question			277
skipped question			5



3. You are a(an):

		Response Percent	Response Count
Faculty – Instructional		57.4%	162
Faculty – Non-instructional		18.8%	53
Lecturer		23.8%	67
Administrative, Professional, and Technical Staff (APT)		0.0%	0
Civil Service Staff		0.0%	0
Administrator		0.0%	0
Other (please specify)			2
answered question			282
skipped question			0

4. Does your work involve students directly in instructional settings?

		Response Percent	Response Count
Yes		85.6%	238
No		14.4%	40
answered question			278
skipped question			4























5. Do you currently serve as a department chair?





		Response Percent	Response Count
Yes		7.5%	16
No		92.5%	196
answered question			212
skipped question			70

6. Please rate the following items: (II.A.)





















	Strongly agree	Somewhat agree	Neutral	Somewhat disagree	Strongly disagree	Don't know/NA	Response Count
1) I have actively used the student learning assessment results to address the weak areas of student learning.	30.9% (67)	37.3% (81)	11.1% (24)	4.1% (9)	3.2% (7)	13.4% (29)	217
2) Student learning assessment results are a great guide for me to make improvements to my teaching.	31.9% (68)	36.2% (77)	12.2% (26)	3.8% (8)	2.8% (6)	13.1% (28)	213
3) I actively engage in student learning outcome assessment.	41.5% (88)	34.4% (73)	7.5% (16)	5.7% (12)	2.4% (5)	8.5% (18)	212
4) My student learning competencies/outcomes at the course level are clearly aligned with the program level student learning outcomes.	47.4% (102)	31.6% (68)	9.3% (20)	0.9% (2)	0.5% (1)	10.2% (22)	215
5) I participated in the development of program level student learning outcomes.	37.6% (80)	17.8% (38)	16.0% (34)	5.6% (12)	8.9% (19)	14.1% (30)	213
6) I am willing to work with my colleagues on student learning outcome assessment.	61.7% (132)	27.6% (59)	3.7% (8)	3.3% (7)	1.4% (3)	2.3% (5)	214
7) I will be more willing to do student learning outcome assessment if examples are available for me to adopt.	46.0% (98)	29.1% (62)	12.7% (27)	2.3% (5)	3.3% (7)	6.6% (14)	213
8) I know where to find assistance on developing student learning outcome assessment.	38.8% (83)	31.3% (67)	13.1% (28)	4.7% (10)	7.0% (15)	5.1% (11)	214
9) I do not see the value in student learning outcome assessment.	6.1% (13)	5.6% (12)	11.3% (24)	20.7% (44)	52.1% (111)	4.2% (9)	213
						answered question	218
						skipped question	64

7. What teaching methods do you use in your class? Check all that apply. (II.A.)

		Response Percent	Response Count
Lecture		81.2%	173
Lecture and Lab		46.0%	98
Collaborative projects		55.9%	119
Group work		77.9%	166
Small group discussion		74.2%	158
Individual student presentations		58.7%	125
Group presentations		51.2%	109
Performance activities		32.9%	70
Observation		38.0%	81
Practical application		51.6%	110
Demonstration		55.9%	119
Multimedia presentation		57.3%	122
Team teaching		18.8%	40
Workshop/seminar		19.7%	42
Service learning		23.9%	51
Socratic method		32.9%	70
Problem-based learning		44.6%	95
In-class projects		50.2%	107
Out-of-class projects		50.2%	107
Role-play		28.6%	61
Supplemental on-line materials and activities		50.7%	108
Games		33.3%	71

Computer assisted simulations		17.4%	37
Clinicals		11.7%	25
Practicum		11.3%	24
Other (please specify)		6.1%	13
answered question			213
skipped question			69

8. What assessment methods do you use in your class? Check all that apply. (II.A.)

		Response Percent	Response Count
Tests		70.8%	150
Multiple choice tests		61.8%	131
Fill-in-the-blank tests		38.7%	82
True/False tests		35.4%	75
Matching tests		31.1%	66
Essay tests		46.7%	99
Quizzes		71.7%	152
Written paper/report		74.5%	158
Oral presentations		61.3%	130
Oral interview		17.5%	37
Multimedia		22.2%	47
Written portfolio		23.6%	50
E-portfolio		10.4%	22
Demonstration		26.4%	56
Performance		25.5%	54
Musical performance		2.8%	6
Dance performance		2.4%	5
Oral performance		17.0%	36
Speeches		9.4%	20
Other (please specify)		11.3%	24
answered question			212
skipped question			70

9. How is the process of inputting course proposal(s) through Curriculum Central? (II.A.)

		Response Percent	Response Count
I did not submit course proposals through Curriculum Central. Does not apply.		56.4%	123
Very easy		2.3%	5
Somewhat easy		13.8%	30
Somewhat difficult		19.3%	42
Very difficult		8.3%	18
answered question			218
skipped question			64




10. Are you aware that the courses that you teach need to go through a curriculum review process every five years? (II.A.)

		Response Percent	Response Count
Yes		85.6%	184
No		14.4%	31
answered question			215
skipped question			67



11. For the courses that you have taught, have you reflected on the following: (II.A.)

	Yes	No	Response Count
(1) the basic skills (reading, writing, and analytical) are needed for success in your course(s)?	98.6% (209)	1.4% (3)	212
(2) amount and level of reading, writing or other independent work required in your course(s)?	95.7% (202)	4.3% (9)	211
(3) amount and level of quantitative and logical reasoning required in your course(s)?	86.1% (180)	13.9% (29)	209
(4) background knowledge in related subject matter expected of students entering the course.	87.4% (181)	12.6% (26)	207
(5) expectations for student participation (in activities/reading/projects) outside of class to support their learning.	95.3% (201)	4.7% (10)	211
(6) how your course content reflects the course level (e.g., 100 level, 200 level, or lower than 100 level)	96.6% (199)	3.4% (7)	206
		answered question	212
		skipped question	70





12. Is there a need for tutoring services to fall under a centralized organization (with standardized hiring and quality control policies), regardless of the delivery location? (II.C.)

		Response Percent	Response Count
Yes		53.0%	115
No		15.7%	34
No Opinion		31.3%	68
answered question			217
skipped question			65






13. Have you taught a distance delivery class (e.g., completely online, cable TV, off-site) since Fall 2009? (III.B.)

		Response Percent	Response Count
Yes		34.1%	74
No		65.9%	143
answered question			217
skipped question			65







14. If "Yes" to the question above, rate the support for your equipment needs in the distance delivered classes that you have taught? If "No", please skip. (III.B.)

		Response Percent	Response Count
Very satisfied		36.0%	27
Somewhat satisfied		34.7%	26
Neither satisfied or dissatisfied		16.0%	12
Somewhat dissatisfied		13.3%	10
Very dissatisfied		0.0%	0
answered question			75
skipped question			207

15. Are you aware of the college's mission statement? (I.A.)

		Response Percent	Response Count
Completely		30.0%	76
Mostly		49.8%	126
Some		14.6%	37
A little		3.2%	8
Not at all		2.4%	6
answered question			253
skipped question			29

16. Are you aware of places to find the KCC mission statement document? Check all that apply. (I.A.)

		Response Percent	Response Count
Classrooms		11.2%	28
Kapiolani Community College homepage		88.4%	222
Office for Institutional Effectiveness (OFIE) website		30.7%	77
QUILL, the college's intranet		42.6%	107
Strategic Plan 2008-2015 Booklet		57.4%	144
I don't know where to find it		3.6%	9
	Other (please specify)		14
answered question			251
skipped question			31



17. Rate the following items:

	Strongly agree	Somewhat agree	Neutral	Somewhat disagree	Strongly disagree	Don't know/NA	Response Count
1) Our mission statement expresses the college-wide commitment to student learning. (I.A.)	59.8% (150)	29.1% (73)	6.8% (17)	0.8% (2)	0.0% (0)	3.6% (9)	251
2) I have discussed the relevance of the mission statement to student learning with peers or administrators. (I.A.)	15.9% (40)	31.9% (80)	21.5% (54)	9.6% (24)	12.4% (31)	8.8% (22)	251
3) I participated actively in the planning or priority-setting process in my department/unit.(I.B.)	27.2% (68)	26.4% (66)	18.8% (47)	7.2% (18)	9.2% (23)	11.2% (28)	250
4) I used student data, program review data, or other institutional assessment data to help my department/unit to identify areas of improvement. (I.B.)	26.8% (67)	31.6% (79)	18.0% (45)	5.6% (14)	7.6% (19)	10.4% (26)	250
5) I am committed to improve the effectiveness of my education/professional practice to improve student learning and success on this campus. (I.B.)	82.7% (206)	14.1% (35)	2.8% (7)	0.0% (0)	0.4% (1)	0.0% (0)	249
						answered question	251
						skipped question	31



18. To what degree do the following support services facilitate your work to promote student learning and success? (II.B.)

	Greatly	To some degree	A little	Not at all	Don't know	Response Count
Auxiliary Services	34.4% (83)	34.4% (83)	15.8% (38)	7.5% (18)	7.9% (19)	241
Bookstore	28.8% (69)	40.8% (98)	18.3% (44)	5.4% (13)	6.7% (16)	240
Business Office	21.2% (50)	26.3% (62)	19.5% (46)	17.4% (41)	15.7% (37)	236
Center for Excellence in Learning, Teaching, & Technology (CELTT)	52.1% (125)	26.7% (64)	10.4% (25)	3.3% (8)	7.5% (18)	240
Curriculum Resources (e.g., curriculum central)	17.2% (41)	31.0% (74)	19.2% (46)	11.7% (28)	20.9% (50)	239
Food Services	16.6% (40)	26.6% (64)	24.5% (59)	16.2% (39)	16.2% (39)	241
Human Resources Office	17.2% (41)	22.6% (54)	19.7% (47)	23.8% (57)	16.7% (40)	239
Kahikoluamea	29.8% (72)	20.7% (50)	14.0% (34)	10.3% (25)	25.2% (61)	242
KISC (Admissions, Registration, Financial Aid)	42.9% (103)	21.7% (52)	15.0% (36)	4.6% (11)	15.8% (38)	240
Library and Learning Resources	54.1% (131)	29.8% (72)	9.5% (23)	1.7% (4)	5.0% (12)	242
Student Services	42.7% (103)	22.4% (54)	14.1% (34)	5.0% (12)	15.8% (38)	241
Library Testing Center	44.8% (108)	23.2% (56)	13.3% (32)	10.4% (25)	8.3% (20)	241
Counseling Services (e.g., TRIO, academic advising)	47.7% (114)	24.7% (59)	13.4% (32)	4.6% (11)	9.6% (23)	239
New Student Orientation Program (NSO)	38.6% (93)	23.2% (56)	12.4% (30)	5.0% (12)	20.7% (50)	241
					Comments	18
					answered question	244
					skipped question	38










19. Have you requested library materials in your subject area, or discussed the collection with a library staff since Fall 2009? (II.C.)

		Response Percent	Response Count
Yes		32.4%	78
No		67.6%	163
answered question			241
skipped question			41

20. If yes, did the library purchase the materials you requested or discussed? (II.C.)

		Response Percent	Response Count
Yes		67.0%	59
No		33.0%	29
answered question			88
skipped question			194

21. Which of the following library services have you used since Fall 2009. Check all that apply. (II.C.)

		Response Percent	Response Count
Accessing online journals and digital materials		47.5%	114
Borrowing books or materials located at the library		36.3%	87
Borrowing books or materials through intralibrary or interlibrary loan		22.5%	54
Reading books held in the reference collection		15.0%	36
Using library instruction sessions		28.3%	68
Using computer and printing services		22.1%	53
Testing Center		52.5%	126
Others		13.3%	32
Did not use		15.8%	38
answered question			240
skipped question			42

22. How would you rate the library collections in your subject area since Fall 2009. (II.C.)

	Very satisfied	Somewhat satisfied	Neither satisfied nor dissatisfied	Somewhat dissatisfied	Very dissatisfied	Don't know/NA	Response Count
Availability of needed online journals/materials	15.0% (35)	26.5% (62)	11.1% (26)	7.3% (17)	6.8% (16)	33.3% (78)	
Currency, being up-to-date	17.7% (41)	22.9% (53)	12.1% (28)	5.2% (12)	4.3% (10)	37.7% (87)	
Quantity	10.7% (25)	26.6% (62)	13.7% (32)	9.4% (22)	3.9% (9)	35.6% (83)	
Quality	16.7% (39)	25.3% (59)	12.9% (30)	6.4% (15)	3.4% (8)	35.2% (82)	
Variety	12.0% (28)	25.8% (60)	14.2% (33)	7.7% (18)	4.3% (10)	36.1% (84)	
answered question							
skipped question							

23. Please rate the following items. (III.A.)

	Strongly agree	Somewhat agree	Neutral	Somewhat disagree	Strongly disagree	Don't know/NA	Response Count
1) The qualifications required of new faculty and staff positions reflect student needs.	38.5% (89)	40.3% (93)	5.6% (13)	5.6% (13)	1.3% (3)	8.7% (20)	231
2) The qualifications required of new faculty and staff positions reflect the analysis of the service needs of the program/department.	34.5% (79)	40.2% (92)	8.7% (20)	3.9% (9)	2.2% (5)	10.5% (24)	229
3) The institution applies its personnel policies consistently and fairly.	18.8% (43)	29.3% (67)	15.3% (35)	16.6% (38)	11.4% (26)	8.7% (20)	229
4) There is a sufficient number of teaching faculty to support the services in our program/department/unit.	12.7% (29)	29.4% (67)	7.5% (17)	25.9% (59)	15.4% (35)	9.2% (21)	228
5) There is a sufficient number of student service personnel (e.g., academic advisors) to support the services in our program/department/unit.	11.4% (26)	27.9% (64)	12.7% (29)	18.3% (42)	14.8% (34)	14.8% (34)	229
6) There is a sufficient number of non-teaching faculty other than student service personnel (e.g., in the areas of assessment, curriculum development, professional development, or institutional research) to support the services in our program or department.	7.0% (16)	26.3% (60)	13.2% (30)	24.1% (55)	14.0% (32)	15.4% (35)	228
7) There is a sufficient number of staff to support services in our program/department/unit.	9.2% (21)	31.4% (72)	11.4% (26)	25.3% (58)	15.3% (35)	7.4% (17)	229
8) The institution has a sufficient number of administrators.	44.5% (101)	26.4% (60)	11.9% (27)	3.1% (7)	2.2% (5)	11.9% (27)	227
9) The administrators in the college are qualified for their responsibilities.	28.3% (64)	35.8% (81)	14.2% (32)	7.1% (16)	5.8% (13)	8.8% (20)	226

10) Our program/department/unit has a sufficient number of staff to provide administrative support.	16.8% (38)	29.6% (67)	8.8% (20)	17.7% (40)	20.4% (46)	6.6% (15)	226
11) The institution treats faculty/staff in a professional and equitable manner.	28.8% (65)	25.7% (58)	15.9% (36)	16.4% (37)	9.7% (22)	3.5% (8)	226
12) The needs to promote student learning guides professional development activities for faculty.	25.3% (57)	34.2% (77)	15.6% (35)	8.9% (20)	4.0% (9)	12.0% (27)	225
13) The needs to promote student learning guides professional development activities for staff.	14.7% (33)	23.7% (53)	18.3% (41)	6.7% (15)	4.5% (10)	32.1% (72)	224
14) My department chair or unit head communicates important and necessary information relevant to me.	65.8% (148)	24.9% (56)	3.6% (8)	3.6% (8)	1.3% (3)	0.9% (2)	225
15) The administration communicates important and necessary information to faculty and staff.	28.1% (64)	35.5% (81)	11.8% (27)	11.8% (27)	11.4% (26)	1.3% (3)	228
answered question							231
skipped question							51

24. Please rate the following items. (III.B.)

	Strongly agree	Somewhat agree	Neutral	Somewhat disagree	Strongly disagree	Don't know/NA	Response Count
1) There are adequate facilities available to sustain our program/department/unit and student needs.	7.4% (17)	29.7% (68)	10.0% (23)	29.7% (68)	20.1% (46)	3.1% (7)	229
2) The classroom equipment meets our program/department/unit and student needs.	12.2% (28)	34.1% (78)	10.5% (24)	24.9% (57)	14.8% (34)	3.5% (8)	229
3) The office equipment meets our program/department/unit and student needs.	12.4% (28)	40.4% (91)	12.9% (29)	18.7% (42)	13.3% (30)	2.2% (5)	225
4) There is an assessment of the physical resources need in our program/department/unit.	12.3% (28)	24.6% (56)	15.8% (36)	11.0% (25)	8.8% (20)	27.6% (63)	228
5) My input matters when my program/department/unit makes plans on facilities and equipment maintenance or purchase.	23.1% (53)	33.6% (77)	14.4% (33)	7.9% (18)	10.9% (25)	10.0% (23)	229
6) My input matters when my program/department/unit prioritize equipment purchases.	25.7% (58)	31.0% (70)	15.5% (35)	8.0% (18)	7.5% (17)	12.4% (28)	226
7) I feel the college implements the necessary procedures to ensure the safety of my working environment.	23.6% (54)	34.9% (80)	15.7% (36)	11.4% (26)	7.0% (16)	7.4% (17)	229
8) I am familiar with the processes that my program/department/unit uses to make equipment replacement and maintenance decisions.	19.2% (44)	37.1% (85)	8.7% (20)	10.5% (24)	11.4% (26)	13.1% (30)	229
9) The college determines equipment replacement and maintenance based on program and service needs.	10.1% (23)	29.5% (67)	12.8% (29)	10.6% (24)	9.7% (22)	27.3% (62)	227
answered question							229
skipped question							53

25. To what degree did the recent renovations create learning spaces that promotes effective integration of student engagement into the learning process? (III.B.)

	To a great degree	To some degree	A little	Not at all	Don't know	Response Count
Kokio STEM Center (Phase 1)	19.4% (44)	17.2% (39)	2.2% (5)	4.0% (9)	57.3% (130)	227
Kahikoluamea Center	27.6% (63)	23.2% (53)	6.6% (15)	2.6% (6)	39.9% (91)	228
Iliahi Student Engagement Center	18.6% (42)	24.3% (55)	4.4% (10)	4.0% (9)	48.7% (110)	226
Manele building classrooms and computer lab	21.1% (48)	15.4% (35)	2.6% (6)	2.6% (6)	58.1% (132)	227
answered question						228
skipped question						54

26. Rate the questions regarding campus parking: (III.B.)

	Very positively	Somewhat positively	Neutral	Somewhat negatively	Very negatively	Don't know/NA	Response Count
The amount of available campus parking affects my students' attendance.	12.8% (29)	9.7% (22)	14.2% (32)	36.7% (83)	14.6% (33)	11.9% (27)	226
The amount of available campus parking affects my ability to perform my duties.	17.2% (39)	10.6% (24)	35.2% (80)	22.9% (52)	7.0% (16)	7.0% (16)	227
answered question						229	
skipped question						53	








27. Answer the following questions on the safety and sufficiency of the institution's facilities. (III.B.)

	Yes	No	Don't know/NA	Response Count
1) Do you understand how to file a request for the repair or maintenance of office space, classrooms, or laboratories through your department?	76.0% (174)	14.0% (32)	10.0% (23)	229
2) Do you feel that the classrooms provided meet acceptable safety standards?	69.3% (158)	19.7% (45)	11.0% (25)	228
3) Have you been asked within the last two years to evaluate the effectiveness of the facilities and equipment you use in either instructional or campus support activities?	25.0% (57)	64.0% (146)	11.0% (25)	228
4) Have you been asked within the last two years to determine your existing needs and to recommend new equipment or facilities to improve your effectiveness?	49.3% (112)	41.4% (94)	9.3% (21)	227
5) Do you feel that your office and work space(s) are secure from break-ins?	58.8% (134)	33.8% (77)	7.5% (17)	228
			answered question	229
			skipped question	53

28. Please answer the following questions on the safety and sufficiency of the institution's facilities. (III.B.)

	Yes	No	Don't Know/NA	Response Count
1) Do you feel that the office and work space(s) provided for you by the institution meets acceptable standards?	68.9% (155)	27.1% (61)	4.0% (9)	225
2) If applicable, do you feel that the laboratories provided for you meet acceptable safety standards?	34.3% (73)	12.2% (26)	53.5% (114)	213
3) Is the equipment you use for instruction regularly maintained by the institution in regards to safety and maximum benefit?	51.6% (114)	23.1% (51)	25.3% (56)	221
4) If you use special equipment or materials in instructional and/or other professional activities (e.g., laboratory equipment, chemicals, culinary equipment, ect.) are these materials and equipment regularly inspected for safety?	27.4% (58)	9.0% (19)	63.7% (135)	212
			answered question	226
			skipped question	56

29. What could Auxiliary Services do to improve the quality of your working environment and experience at KCC? (check your top THREE choices) (III.B.)

		Response Percent	Response Count
Build new facilities		47.1%	104
Improve grounds		19.9%	44
Improve parking facilities		60.2%	133
Improve restrooms near your office		28.1%	62
Improve your office and work space(s)		43.4%	96
Improve your laboratory		18.6%	41
Maintain existing facilities		78.3%	173
answered question			221
skipped question			61

30. How much do you need the following equipment in your primary duty to promote student learning/success? (III.B.)

	Absolutely	Very much	Somewhat	A little	No need	Response Count
1) Clickers	7.4% (16)	10.2% (22)	16.3% (35)	11.2% (24)	54.9% (118)	215
2) Copier	62.0% (137)	20.8% (46)	8.1% (18)	5.0% (11)	4.1% (9)	221
3) Desktop computer (with DVD playing capacity)	71.7% (160)	12.1% (27)	5.8% (13)	1.8% (4)	8.5% (19)	223
4) Document camera (to project non-transparent document or video)	15.2% (32)	14.7% (31)	19.4% (41)	15.6% (33)	35.1% (74)	211
5) DVD player	34.4% (75)	17.9% (39)	19.3% (42)	7.3% (16)	21.1% (46)	218
6) iPad or equivalent	15.8% (34)	18.1% (39)	18.6% (40)	13.0% (28)	34.4% (74)	215
7) Laptop computer	62.9% (139)	14.5% (32)	10.0% (22)	3.2% (7)	9.5% (21)	221
8) Large screen TV	26.2% (56)	9.8% (21)	15.9% (34)	12.1% (26)	36.0% (77)	214
9) Microphone	14.0% (30)	9.8% (21)	13.6% (29)	12.6% (27)	50.0% (107)	214
10) Overhead projector	40.1% (87)	10.6% (23)	9.7% (21)	8.8% (19)	30.9% (67)	217
11) Printer	75.7% (168)	12.6% (28)	5.0% (11)	3.2% (7)	3.6% (8)	222
12) Printer ink cartridge	76.4% (168)	12.7% (28)	3.6% (8)	2.7% (6)	4.5% (10)	220
13) Projector screen	69.9% (151)	13.0% (28)	5.1% (11)	2.8% (6)	9.3% (20)	216
14) Reliable high speed internet access	91.0% (203)	5.8% (13)	0.9% (2)	0.0% (0)	2.2% (5)	223
15) Speakers	48.8% (106)	13.8% (30)	12.9% (28)	6.0% (13)	18.4% (40)	217
16) Webcam	17.8% (37)	12.0% (25)	18.8% (39)	13.0% (27)	38.5% (80)	208
answered question						226
skipped question						56










31. Do you have access to the following equipment/supply when conducting your primary duty? (III.B.)

	Yes	No	Response Count
1) Clickers	33.2% (71)	66.8% (143)	214
2) Copier	96.9% (219)	3.1% (7)	226
3) Desktop computer (with DVD playing capacity)	82.4% (183)	17.6% (39)	222
4) Document camera (to project non-transparent document or video)	35.0% (75)	65.0% (139)	214
5) DVD player	70.5% (155)	29.5% (65)	220
6) iPad or equivalent	11.5% (25)	88.5% (192)	217
7) Laptop computer	72.9% (161)	27.1% (60)	221
8) Large screen TV	36.3% (78)	63.7% (137)	215
9) Microphone	26.0% (56)	74.0% (159)	215
10) Overhead projector	71.2% (156)	28.8% (63)	219
11) Printer	91.1% (204)	8.9% (20)	224
12) Printer ink cartridge	82.5% (184)	17.5% (39)	223
13) Projector screen	85.5% (189)	14.5% (32)	221
14) Reliable high speed internet access	83.6% (184)	16.4% (36)	220
15) Speakers	62.2% (135)	37.8% (82)	217
16) Webcam	29.9% (63)	70.1% (148)	211
		answered question	227
		skipped question	55






32. Choose your answer for the following questions related to financial resources planning. (III.D.)

	Yes.	No.	Response Count
1) Do you understand your department's budget?	29.2% (66)	70.8% (160)	226
2) Do you understand how your department's budget was determined?	23.8% (54)	76.2% (173)	227
3) Do you understand the connection between your department's budget and your division's <u>Tactical Plan</u> ?	36.6% (83)	63.4% (144)	227
4) Do you understand the connection between your department's budget and the college's <u>Strategic Plan</u> ?	33.8% (76)	66.2% (149)	225
5) Do you understand the connection between your department's budget and the college's <u>Long Range Development Plan</u> ?	29.5% (67)	70.5% (160)	227
6) Were you involved directly with your department's/division's tactical planning process?	34.1% (77)	65.9% (149)	226
		answered question	227
		skipped question	55

33. Which of the following authorized governance organizations, advisory councils, or task forces/committees have you participated in since fall 2009? (Check all that apply)

		Response Percent	Response Count
Kalaualani (Native Hawaiian Council)		10.4%	17
Faculty Senate		39.9%	65
Staff Council		0.6%	1
Chancellor's Policy, Planning, and Assessment Council (PPAC)		14.7%	24
Administrative Staff Council		3.1%	5
Vice Chancellors' Advisory Council (VCAC)		12.9%	21
Counseling and Academic Advising Council (CAAC)		11.0%	18
Other Committees		83.4%	136
Task forces		20.2%	33
		answered question	163
		skipped question	119

34. There are opportunities for you to provide input before the college makes decisions that affect your primary duties.

		Response Percent	Response Count
Strongly agree		15.0%	33
Somewhat agree		40.5%	89
Neutral		21.4%	47
Somewhat disagree		15.0%	33
Strongly disagree		8.2%	18
answered question			220
skipped question			62

35. Rate the communication between the authorized governance organizations and their respective constituents:

	Very effective	Somewhat effective	Neither effective nor ineffective	Somewhat ineffective	Very ineffective	Don't know	Response Count
Faculty Senate with faculty	14.4% (32)	36.0% (80)	13.1% (29)	9.5% (21)	4.5% (10)	22.5% (50)	222
Student Congress with students	3.6% (8)	14.0% (31)	6.8% (15)	6.3% (14)	3.2% (7)	66.2% (147)	222
Kalaulani with students and employees	3.2% (7)	9.9% (22)	6.8% (15)	3.6% (8)	4.1% (9)	72.5% (161)	222
Staff Council with staff	3.2% (7)	10.9% (24)	5.0% (11)	4.5% (10)	2.7% (6)	73.8% (163)	221
answered question							222
skipped question							60

36. Please rate the Faculty Senate in fulfilling the responsibility to speak for faculty in the following academic matters:

	Very effective	Somewhat effective	Neither effective nor ineffective	Somewhat ineffective	Very ineffective	Don't know	Response Count
a) policy determining the initiation, review, and evaluation of proposed or authorized research, instructional, and academic programs	11.9% (26)	28.9% (63)	7.8% (17)	3.2% (7)	2.8% (6)	45.4% (99)	218
b) budget planning and implementation policy	6.9% (15)	17.9% (39)	12.8% (28)	8.3% (18)	6.4% (14)	47.7% (104)	218
c) student-faculty relations policy	9.3% (20)	24.1% (52)	9.3% (20)	3.2% (7)	3.2% (7)	50.9% (110)	216
d) policy for the evaluation of faculty and campus academic administrators	10.0% (22)	26.5% (58)	8.7% (19)	4.6% (10)	5.9% (13)	44.3% (97)	219
e) the improvement and establishment of a canon of professional ethics and an effective means of professional maintenance of those ethics, including faculty self-discipline	9.8% (21)	19.5% (42)	13.5% (29)	3.3% (7)	4.7% (10)	49.3% (106)	215
answered question							219
skipped question							63

37. Please rate Kalaulani in fulfilling its responsibility to native Hawaiian and native Hawaiian-serving employees at the college in the following areas:

	Very effective	Somewhat effective	Neither effective nor ineffective	Somewhat ineffective	Very ineffective	Don't know	Response Count
a) advise the Chancellor and Administrative Team regularly on the concerns of Hawaiians at the college	8.7% (19)	8.3% (18)	3.7% (8)	1.4% (3)	0.9% (2)	77.1% (168)	218
b) define the college's kuleana to Hawaiians and the āina	7.8% (17)	9.2% (20)	4.6% (10)	1.8% (4)	1.8% (4)	74.8% (163)	218
c) guide the college's broader efforts to better serve Native Hawaiians in the areas of teaching, curriculum development, long-range planning, policy development, and implementation	8.8% (19)	10.6% (23)	4.6% (10)	2.3% (5)	1.8% (4)	71.9% (156)	217
d) identify Native Hawaiian issues that influence curriculum and instruction	7.3% (16)	11.5% (25)	5.5% (12)	0.5% (1)	2.8% (6)	72.5% (158)	218
e) provide recommendations for training in culturally appropriate curriculum development and instruction	6.9% (15)	10.1% (22)	4.6% (10)	1.4% (3)	2.8% (6)	74.2% (161)	217
f) advocate for fairness and equity in all decisions and resource allocations related to Native Hawaiian programs and services	6.5% (14)	11.5% (25)	4.6% (10)	0.9% (2)	1.8% (4)	74.7% (162)	217
g) assist in educating administration, faculty and staff at the College about issues important to Native Hawaiians including self-determination, intellectual and cultural property rights, sanctity of land, proper pronunciation and usage of the Hawaiian language	7.4% (16)	12.0% (26)	4.6% (10)	2.3% (5)	2.8% (6)	71.0% (154)	217
answered question							218
skipped question							64

38. Please rate the Staff Council in fulfilling its responsibility to:

	Very effective	Somewhat effective	Neither effective nor ineffective	Somewhat ineffective	Very ineffective	Don't know	Response Count
a) provide a formal voice and organization representing the staff in the administration of the campus	4.6% (10)	11.0% (24)	5.5% (12)	0.0% (0)	3.2% (7)	75.7% (165)	218
b) offer avenues to enhance the professionalism, skills and competencies of our staff members	3.7% (8)	10.6% (23)	5.0% (11)	0.0% (0)	3.2% (7)	77.5% (169)	218
c) create a working atmosphere of respect, dignity, equality and cooperation for staff members	4.1% (9)	11.5% (25)	6.0% (13)	0.0% (0)	2.8% (6)	75.6% (164)	217
answered question							218
skipped question							64











39. Please rate the following standing councils in achieving their goals as advisory/recommending bodies.

	Very effective	Somewhat effective	Neither effective nor ineffective	Somewhat ineffective	Very ineffective	Don't know	Response Count
a) Chancellor's Policy, Planning, and Assessment Council (PPAC) to the Chancellor	6.0% (13)	12.4% (27)	3.7% (8)	5.1% (11)	3.2% (7)	69.6% (151)	217
b) Administrative Staff Council to the Chancellor	5.1% (11)	6.9% (15)	2.8% (6)	2.3% (5)	2.3% (5)	80.6% (175)	217
c) Vice Chancellors' Advisory Council (VCAC) to the Vice Chancellors for Academic Affairs and Student Affairs	5.6% (12)	9.7% (21)	4.2% (9)	3.7% (8)	1.9% (4)	75.0% (162)	216
d) Counseling and Academic Advising Council (CAAC) to the Vice Chancellor for Student Affairs	5.1% (11)	11.1% (24)	3.7% (8)	1.4% (3)	2.8% (6)	75.9% (164)	216
answered question							217
skipped question							65

40. Please rate the performance of the following current UH/KCC leaders and governance bodies in encouraging faculty, staff, and students to participate in the discussion, planning and implementation of proposals to improve KCC's services and programs.

	1 Poor	2 Fair	3 Good	4 Excellent	5 Don't know/NA	Response Count
1) University of Hawaii Board of Regents	15.1% (33)	18.7% (41)	13.7% (30)	2.3% (5)	50.2% (110)	219
2) Kapiolani Community College Chancellor	12.3% (27)	20.0% (44)	28.6% (63)	19.1% (42)	20.0% (44)	220
3) Kapiolani Community College Vice Chancellors	7.7% (17)	17.7% (39)	28.2% (62)	24.5% (54)	21.8% (48)	220
3) Kapiolani Community College Administration (Deans and Directors)	5.5% (12)	15.1% (33)	32.9% (72)	27.4% (60)	19.2% (42)	219
4) Kapiolani Community College Department Chairpersons and Unit Heads	3.2% (7)	7.7% (17)	35.0% (77)	37.7% (83)	16.4% (36)	220
5) Kapiolani Community College Faculty Senate	5.5% (12)	17.9% (39)	27.1% (59)	12.8% (28)	36.7% (80)	218
6) Kapiolani Community College Staff Council	4.5% (10)	6.4% (14)	8.2% (18)	3.2% (7)	77.7% (171)	220
7) Kapiolani Community College Kalaulani Council	4.1% (9)	5.0% (11)	9.6% (21)	4.6% (10)	76.7% (168)	219
8) Kapiolani Community College Student Congress	5.5% (12)	7.8% (17)	6.0% (13)	4.1% (9)	76.6% (167)	218
answered question						220
skipped question						62

41. How do you receive news about KCC? Check all that apply.

		Response Percent	Response Count
Quill (the college's Intranet)		32.0%	71
KCC Bulletin		75.2%	167
KCC website		59.9%	133
Office for Institutional Effectiveness website		12.6%	28
Departmental Website		17.1%	38
Kapio website		10.4%	23
Kapio print		35.1%	78
Email listserves		61.3%	136
Laulima		51.8%	115
The public address system		5.0%	11
answered question			222
skipped question			60

42. What sources do you use to locate KCC policies?

		Response Percent	Response Count
I have not needed to locate KCC policies		8.7%	19
Quill		61.9%	135
KCC Bulletin		14.7%	32
KCC website		66.5%	145
Office for Institutional Effectiveness website		14.7%	32
Departmental Website		12.8%	28
Kapio website		2.3%	5
Kapio print		1.8%	4
Email listserves		11.5%	25
Laulima		28.0%	61
The public address system		0.5%	1
answered question			218
skipped question			64

43. Rate the functioning of the Office for Institutional Effectiveness, or OFIE.

	Strongly agree	Somewhat agree	Neutral	Somewhat disagree	Strongly disagree	Don't know	Response Count
1) OFIE facilitated the practice of using data-based and evidence-based decision-making on campus.	18.6% (41)	22.7% (50)	6.8% (15)	2.7% (6)	2.7% (6)	46.4% (102)	220
2) OFIE facilitated the <u>development</u> of tactical plan and strategic plan.	16.4% (36)	22.4% (49)	6.4% (14)	0.5% (1)	2.3% (5)	52.1% (114)	219
3) OFIE facilitated the <u>tracking</u> of tactical plan and strategic plan.	14.1% (31)	21.8% (48)	5.0% (11)	1.4% (3)	2.3% (5)	55.5% (122)	220
3) OFIE increased the institution's capability of conducting research and evaluation of program and projects' effectiveness.	20.0% (44)	20.9% (46)	5.9% (13)	3.6% (8)	2.7% (6)	46.8% (103)	220
4) OFIE facilitated the streamlining of the grant application and proposal submission process.	13.6% (30)	15.9% (35)	5.9% (13)	0.9% (2)	2.7% (6)	60.9% (134)	220
5) OFIE increased the college's ability to seek new resources and external funding.	22.0% (48)	17.0% (37)	5.0% (11)	0.9% (2)	2.8% (6)	52.3% (114)	218
answered question							220
skipped question							62

44. Rate the functioning of the Office for International Affairs, or OIA.

	Strongly agree	Somewhat agree	Neutral	Somewhat disagree	Strongly disagree	Don't know	Response Count
1) OIA enhanced communication between faculty, staff, and students regarding international education.	5.0% (11)	14.2% (31)	6.4% (14)	3.7% (8)	7.8% (17)	62.8% (137)	218
2) OIA broadened the opportunity to establish national and international partnerships in international education.	8.3% (18)	16.1% (35)	3.7% (8)	2.3% (5)	3.2% (7)	66.5% (145)	218
3) OIA enhanced our students' intercultural understanding and educational experiences.	7.4% (16)	18.0% (39)	7.8% (17)	1.4% (3)	2.8% (6)	62.7% (136)	217
answered question							218
skipped question							64

45. Rate the functioning of the Office of Academic Affairs, or OAA.

	Strongly agree	Somewhat agree	Neutral	Somewhat disagree	Strongly disagree	Don't know	Response Count
1) OAA allowed academic administrators and personnel to focus better on improving learning outcomes.	5.5% (12)	14.2% (31)	7.8% (17)	3.2% (7)	3.7% (8)	65.6% (143)	218
2) OAA allowed academic administrators and personnel to focus better on improving teaching processes.	5.0% (11)	13.3% (29)	8.3% (18)	2.3% (5)	4.1% (9)	67.0% (146)	218
3) OAA allowed more effective and efficient use of resources (e.g., human, physical, technological, and financial) within and between programs.	4.2% (9)	12.0% (26)	9.7% (21)	3.2% (7)	4.2% (9)	66.7% (144)	216
4) OAA promoted uniformly measurable standards to be applied to all programs.	4.6% (10)	10.1% (22)	9.2% (20)	0.9% (2)	4.1% (9)	71.1% (155)	218
answered question							218
skipped question							64

46. Rate the functioning of the Center for Excellence in Learning, Teaching & Technology, or CELTT.

	Strongly agree	Somewhat agree	Neutral	Somewhat disagree	Strongly disagree	Don't know	Response Count
1) CELTT enhanced the campus capacity to offer online and hybrid courses.	41.5% (90)	29.5% (64)	5.5% (12)	1.8% (4)	0.9% (2)	20.7% (45)	217
2) CELTT provided more professional development opportunities.	39.6% (86)	36.4% (79)	6.0% (13)	1.4% (3)	2.8% (6)	13.8% (30)	217
3) CELTT sufficiently supported technology-enhanced teaching and learning experience.	42.7% (93)	31.2% (68)	5.0% (11)	5.0% (11)	1.8% (4)	14.2% (31)	218
5) CELTT provided sufficient technological support for campus operation.	43.5% (94)	32.4% (70)	5.1% (11)	5.1% (11)	1.9% (4)	12.0% (26)	216
answered question							218
skipped question							64

47. Rate the functioning of the Office for Administrative Services, or OAS.

	Strongly agree	Somewhat agree	Neutral	Somewhat disagree	Strongly disagree	Don't know	Response Count
1) OAS promoted a safe physical learning and working environment for students, faculty, and staff.	10.2% (22)	24.1% (52)	10.2% (22)	5.6% (12)	5.1% (11)	44.9% (97)	216
2) OAS improved efficiency in matters of human resources.	4.1% (9)	13.3% (29)	10.6% (23)	10.6% (23)	15.6% (34)	45.9% (100)	218
3) OAS improved efficiency in matters of finance through the Business Office.	1.8% (4)	5.5% (12)	8.7% (19)	11.0% (24)	22.8% (50)	50.2% (110)	219
4) OAS improved efficiency in matters of campus physical operations management.	3.7% (8)	16.0% (35)	9.6% (21)	10.5% (23)	7.3% (16)	53.0% (116)	219
5) OAS's information and technology infrastructure (e.g., online request, online training) facilitated administrative service processes.	6.9% (15)	18.8% (41)	11.5% (25)	2.8% (6)	4.1% (9)	56.0% (122)	218
						answered question	219
						skipped question	63

48. Rate the functioning of Kahikoluamea.

	Strongly agree	Somewhat agree	Neutral	Somewhat disagree	Strongly disagree	Don't know	Response Count
1) Kahikoluamea supported first-year college students in their transition to college level coursework.	26.4% (58)	17.7% (39)	7.7% (17)	0.9% (2)	2.7% (6)	44.5% (98)	220
2) Kahikoluamea promoted Hawaiian values in the learning experience of first-year college students.	17.3% (38)	19.1% (42)	10.5% (23)	0.9% (2)	1.4% (3)	50.9% (112)	220
3) Kahilokuamea enhanced first-year students' learning experience by guiding them through learning pathways.	18.7% (41)	16.9% (37)	8.2% (18)	2.7% (6)	3.7% (8)	49.8% (109)	219
answered question							220
skipped question							62

49. Rate the functioning of the Office for Community and Continuing Education, or OCCE.

	Strongly agree	Somewhat agree	Neutral	Somewhat disagree	Strongly disagree	Don't know	Response Count
1) OCCE promoted stronger relationships with the community organizations and the alumni.	7.8% (17)	14.6% (32)	8.2% (18)	2.7% (6)	3.7% (8)	63.0% (138)	219
2) OCCE provided higher quality of continuing education.	6.4% (14)	13.8% (30)	7.8% (17)	2.8% (6)	3.7% (8)	65.6% (143)	218
3) The community is able to make better use of the our non-credit or ongoing educational opportunities because of the work of OCCE.	7.8% (17)	13.3% (29)	7.8% (17)	4.1% (9)	4.1% (9)	62.8% (137)	218
answered question							219
skipped question							63