



2012 Accreditation Self Study Faculty and Staff Survey






1. Which Department/Unit are you from?

		Response Percent	Response Count
Business, Legal Education and Technology		3.8%	3
Culinary Arts		6.4%	5
Emergency Medical Services		1.3%	1
Health Sciences		5.1%	4
Kahikoluamea		0.0%	0
Hospitality and Tourism Education		2.6%	2
Arts and Humanities		1.3%	1
Center for Excellence in Learning, Teaching and Technology (CELTT)		2.6%	2
Language, Linguistics and Literature		2.6%	2
Library & Learning Resources		12.8%	10
Math & Sciences		2.6%	2
Nursing		1.3%	1
Social Sciences		1.3%	1
Student Services		14.1%	11
Community and Continuing Education		5.1%	4
Other Administrative or Support Office		37.2%	29
answered question			78
skipped question			2



2. Are you a full-time or part-time employee at the college?

		Response Percent	Response Count
Full time		98.7%	78
Part time		1.3%	1
answered question			79
skipped question			1


3. You are a(an):

		Response Percent	Response Count
Faculty – Instructional		0.0%	0
Faculty – Non-instructional		0.0%	0
Lecturer		0.0%	0
Administrative, Professional, and Technical Staff (APT)		59.5%	47
Civil Service Staff		29.1%	23
Administrator		11.4%	9
Other (please specify)			2
answered question			79
skipped question			1

4. Does your work involve students directly in instructional settings?

		Response Percent	Response Count
Yes		11.4%	9
No		88.6%	70
answered question			79
skipped question			1










5. Do you currently serve as a department chair?

		Response Percent	Response Count
Yes		0.0%	0
No		100.0%	7
answered question			7
skipped question			73

6. Please rate the following items: (II.A.)








	Strongly agree	Somewhat agree	Neutral	Somewhat disagree	Strongly disagree	Don't know/NA	Response Count
1) I have actively used the student learning assessment results to address the weak areas of student learning.	14.3% (1)	0.0% (0)	28.6% (2)	0.0% (0)	14.3% (1)	42.9% (3)	7
2) Student learning assessment results are a great guide for me to make improvements to my teaching.	14.3% (1)	0.0% (0)	28.6% (2)	0.0% (0)	0.0% (0)	57.1% (4)	7
3) I actively engage in student learning outcome assessment.	42.9% (3)	0.0% (0)	14.3% (1)	0.0% (0)	0.0% (0)	42.9% (3)	7
4) My student learning competencies/outcomes at the course level are clearly aligned with the program level student learning outcomes.	16.7% (1)	0.0% (0)	16.7% (1)	0.0% (0)	0.0% (0)	66.7% (4)	6
5) I participated in the development of program level student learning outcomes.	16.7% (1)	0.0% (0)	16.7% (1)	0.0% (0)	16.7% (1)	50.0% (3)	6
6) I am willing to work with my colleagues on student learning outcome assessment.	33.3% (2)	0.0% (0)	16.7% (1)	0.0% (0)	0.0% (0)	50.0% (3)	6
7) I will be more willing to do student learning outcome assessment if examples are available for me to adopt.	20.0% (1)	20.0% (1)	20.0% (1)	0.0% (0)	20.0% (1)	20.0% (1)	5
8) I know where to find assistance on developing student learning outcome assessment.	16.7% (1)	16.7% (1)	16.7% (1)	0.0% (0)	0.0% (0)	50.0% (3)	6
9) I do not see the value in student learning outcome assessment.	0.0% (0)	0.0% (0)	16.7% (1)	33.3% (2)	16.7% (1)	33.3% (2)	6
						answered question	7
						skipped question	73

7. What teaching methods do you use in your class? Check all that apply. (II.A.)

		Response Percent	Response Count
Lecture		0.0%	0
Lecture and Lab		100.0%	2
Collaborative projects		50.0%	1
Group work		0.0%	0
Small group discussion		0.0%	0
Individual student presentations		0.0%	0
Group presentations		0.0%	0
Performance activities		0.0%	0
Observation		50.0%	1
Practical application		50.0%	1
Demonstration		50.0%	1
Multimedia presentation		50.0%	1
Team teaching		50.0%	1
Workshop/seminar		50.0%	1
Service learning		0.0%	0
Socratic method		0.0%	0
Problem-based learning		0.0%	0
In-class projects		0.0%	0
Out-of-class projects		0.0%	0
Role-play		50.0%	1
Supplemental on-line materials and activities		0.0%	0
Games		0.0%	0



Computer assisted simulations	0.0%	0
Clinicals	0.0%	0
Practicum	0.0%	0
Other (please specify)	0.0%	0
answered question		2
skipped question		78

8. What assessment methods do you use in your class? Check all that apply. (II.A.)


		Response Percent	Response Count
Tests		66.7%	2
Multiple choice tests		33.3%	1
Fill-in-the-blank tests		0.0%	0
True/False tests		33.3%	1
Matching tests		33.3%	1
Essay tests		0.0%	0
Quizzes		33.3%	1
Written paper/report		0.0%	0
Oral presentations		0.0%	0
Oral interview		0.0%	0
Multimedia		0.0%	0
Written portfolio		33.3%	1
E-portfolio		0.0%	0
Demonstration		33.3%	1
Performance		0.0%	0
Musical performance		0.0%	0
Dance performance		0.0%	0

Oral performance	0.0%	0
Speeches	0.0%	0
Other (please specify)	0.0%	0
answered question		3
skipped question		77

9. How is the process of inputting course proposal(s) through Curriculum Central? (II.A.)

		Response Percent	Response Count
I did not submit course proposals through Curriculum Central. Does not apply.		80.0%	4
Very easy		0.0%	0
Somewhat easy		0.0%	0
Somewhat difficult		0.0%	0
Very difficult		20.0%	1
answered question			5
skipped question			75



10. Are you aware that the courses that you teach need to go through a curriculum review process every five years? (II.A.)

		Response Percent	Response Count
Yes		0.0%	0
No		100.0%	3
answered question			3
skipped question			77



11. For the courses that you have taught, have you reflected on the following: (II.A.)

	Yes	No	Response Count
(1) the basic skills (reading, writing, and analytical) are needed for success in your course(s)?	33.3% (1)	66.7% (2)	3
(2) amount and level of reading, writing or other independent work required in your course(s)?	33.3% (1)	66.7% (2)	3
(3) amount and level of quantitative and logical reasoning required in your course(s)?	33.3% (1)	66.7% (2)	3
(4) background knowledge in related subject matter expected of students entering the course.	33.3% (1)	66.7% (2)	3
(5) expectations for student participation (in activities/reading/projects) outside of class to support their learning.	33.3% (1)	66.7% (2)	3
(6) how your course content reflects the course level (e.g., 100 level, 200 level, or lower than 100 level)	33.3% (1)	66.7% (2)	3
answered question			3
skipped question			77


12. Is there a need for tutoring services to fall under a centralized organization (with standardized hiring and quality control policies), regardless of the delivery location? (II.C.)

		Response Percent	Response Count
Yes		25.0%	1
No		0.0%	0
No Opinion		75.0%	3
answered question			4
skipped question			76






13. Have you taught a distance delivery class (e.g., completely online, cable TV, off-site) since Fall 2009? (III.B.)

		Response Percent	Response Count
Yes		25.0%	1
No		75.0%	3
answered question			4
skipped question			76







14. If "Yes" to the question above, rate the support for your equipment needs in the distance delivered classes that you have taught? If "No", please skip. (III.B.)

		Response Percent	Response Count
Very satisfied		0.0%	0
Somewhat satisfied		0.0%	0
Neither satisfied or dissatisfied		0.0%	0
Somewhat dissatisfied		100.0%	1
Very dissatisfied		0.0%	0
answered question			1
skipped question			79

15. Are you aware of the college's mission statement? (I.A.)

		Response Percent	Response Count
Completely		16.9%	11
Mostly		30.8%	20
Some		26.2%	17
A little		15.4%	10
Not at all		10.8%	7
answered question			65
skipped question			15

16. Are you aware of places to find the KCC mission statement document? Check all that apply. (I.A.)

		Response Percent	Response Count
Classrooms		20.0%	13
Kapiolani Community College homepage		80.0%	52
Office for Institutional Effectiveness (OFIE) website		35.4%	23
QUILL, the college's intranet		43.1%	28
Strategic Plan 2008-2015 Booklet		53.8%	35
I don't know where to find it		9.2%	6
	Other (please specify)		4
answered question			65
skipped question			15



17. Rate the following items:

	Strongly agree	Somewhat agree	Neutral	Somewhat disagree	Strongly disagree	Don't know/NA	Response Count
1) Our mission statement expresses the college-wide commitment to student learning. (I.A.)	50.8% (32)	25.4% (16)	7.9% (5)	1.6% (1)	1.6% (1)	12.7% (8)	63
2) I have discussed the relevance of the mission statement to student learning with peers or administrators. (I.A.)	23.8% (15)	23.8% (15)	20.6% (13)	3.2% (2)	6.3% (4)	22.2% (14)	63
3) I participated actively in the planning or priority-setting process in my department/unit.(I.B.)	23.8% (15)	20.6% (13)	20.6% (13)	9.5% (6)	4.8% (3)	20.6% (13)	63
4) I used student data, program review data, or other institutional assessment data to help my department/unit to identify areas of improvement. (I.B.)	32.3% (20)	21.0% (13)	11.3% (7)	3.2% (2)	6.5% (4)	25.8% (16)	62
5) I am committed to improve the effectiveness of my education/professional practice to improve student learning and success on this campus. (I.B.)	44.4% (28)	23.8% (15)	14.3% (9)	1.6% (1)	4.8% (3)	11.1% (7)	63
						answered question	63
						skipped question	17



18. To what degree do the following support services facilitate your work to promote student learning and success? (II.B.)

	Greatly	To some degree	A little	Not at all	Don't know	Response Count
Auxiliary Services	33.9% (19)	25.0% (14)	21.4% (12)	8.9% (5)	10.7% (6)	56
Bookstore	25.0% (14)	30.4% (17)	16.1% (9)	14.3% (8)	14.3% (8)	56
Business Office	45.5% (25)	18.2% (10)	10.9% (6)	16.4% (9)	9.1% (5)	55
Center for Excellence in Learning, Teaching, & Technology (CELTT)	53.6% (30)	30.4% (17)	0.0% (0)	7.1% (4)	8.9% (5)	56
Curriculum Resources (e.g., curriculum central)	18.5% (10)	29.6% (16)	9.3% (5)	24.1% (13)	18.5% (10)	54
Food Services	14.8% (8)	25.9% (14)	18.5% (10)	22.2% (12)	18.5% (10)	54
Human Resources Office	29.1% (16)	25.5% (14)	10.9% (6)	20.0% (11)	14.5% (8)	55
Kahikoluamea	35.2% (19)	16.7% (9)	16.7% (9)	11.1% (6)	20.4% (11)	54
KISC (Admissions, Registration, Financial Aid)	52.7% (29)	10.9% (6)	14.5% (8)	7.3% (4)	14.5% (8)	55
Library and Learning Resources	56.4% (31)	18.2% (10)	5.5% (3)	7.3% (4)	12.7% (7)	55
Student Services	48.1% (26)	16.7% (9)	14.8% (8)	5.6% (3)	14.8% (8)	54
Library Testing Center	52.7% (29)	14.5% (8)	5.5% (3)	10.9% (6)	16.4% (9)	55
Counseling Services (e.g., TRIO, academic advising)	51.9% (28)	5.6% (3)	14.8% (8)	9.3% (5)	18.5% (10)	54
New Student Orientation Program (NSO)	40.4% (21)	15.4% (8)	7.7% (4)	17.3% (9)	19.2% (10)	52
					Comments	8
					answered question	56
					skipped question	24










19. Have you requested library materials in your subject area, or discussed the collection with a library staff since Fall 2009? (II.C.)

		Response Percent	Response Count
Yes		20.8%	11
No		79.2%	42
answered question			53
skipped question			27

20. If yes, did the library purchase the materials you requested or discussed? (II.C.)

		Response Percent	Response Count
Yes		30.8%	8
No		69.2%	18
answered question			26
skipped question			54

21. Which of the following library services have you used since Fall 2009. Check all that apply. (II.C.)

		Response Percent	Response Count
Accessing online journals and digital materials		27.8%	15
Borrowing books or materials located at the library		29.6%	16
Borrowing books or materials through intralibrary or interlibrary loan		13.0%	7
Reading books held in the reference collection		13.0%	7
Using library instruction sessions		11.1%	6
Using computer and printing services		16.7%	9
Testing Center		31.5%	17
Others		13.0%	7
Did not use		37.0%	20
answered question			54
skipped question			26

22. How would you rate the library collections in your subject area since Fall 2009. (II.C.)

	Very satisfied	Somewhat satisfied	Neither satisfied nor dissatisfied	Somewhat dissatisfied	Very dissatisfied	Don't know/NA	Response Count
Availability of needed online journals/materials	15.4% (8)	23.1% (12)	3.8% (2)	1.9% (1)	5.8% (3)	50.0% (26)	
Currency, being up-to-date	13.5% (7)	26.9% (14)	3.8% (2)	1.9% (1)	5.8% (3)	48.1% (25)	
Quantity	11.5% (6)	28.8% (15)	3.8% (2)	1.9% (1)	3.8% (2)	50.0% (26)	
Quality	13.5% (7)	26.9% (14)	3.8% (2)	1.9% (1)	3.8% (2)	50.0% (26)	
Variety	11.8% (6)	29.4% (15)	3.9% (2)	2.0% (1)	3.9% (2)	49.0% (25)	
answered question							
skipped question							

23. Please rate the following items. (III.A.)

	Strongly agree	Somewhat agree	Neutral	Somewhat disagree	Strongly disagree	Don't know/NA	Response Count
1) The qualifications required of new faculty and staff positions reflect student needs.	25.0% (12)	35.4% (17)	12.5% (6)	2.1% (1)	4.2% (2)	20.8% (10)	48
2) The qualifications required of new faculty and staff positions reflect the analysis of the service needs of the program/department.	25.0% (12)	37.5% (18)	4.2% (2)	8.3% (4)	4.2% (2)	20.8% (10)	48
3) The institution applies its personnel policies consistently and fairly.	14.6% (7)	27.1% (13)	14.6% (7)	22.9% (11)	16.7% (8)	4.2% (2)	48
4) There is a sufficient number of teaching faculty to support the services in our program/department/unit.	8.3% (4)	29.2% (14)	20.8% (10)	12.5% (6)	6.3% (3)	22.9% (11)	48
5) There is a sufficient number of student service personnel (e.g., academic advisors) to support the services in our program/department/unit.	8.3% (4)	33.3% (16)	10.4% (5)	12.5% (6)	18.8% (9)	16.7% (8)	48
6) There is a sufficient number of non-teaching faculty other than student service personnel (e.g., in the areas of assessment, curriculum development, professional development, or institutional research) to support the services in our program or department.	10.4% (5)	25.0% (12)	20.8% (10)	8.3% (4)	20.8% (10)	14.6% (7)	48
7) There is a sufficient number of staff to support services in our program/department/unit.	6.1% (3)	26.5% (13)	10.2% (5)	16.3% (8)	36.7% (18)	4.1% (2)	49
8) The institution has a sufficient number of administrators.	28.6% (14)	34.7% (17)	14.3% (7)	10.2% (5)	8.2% (4)	4.1% (2)	49
9) The administrators in the college are qualified for their responsibilities.	27.1% (13)	31.3% (15)	22.9% (11)	12.5% (6)	4.2% (2)	2.1% (1)	48

10) Our program/department/unit has a sufficient number of staff to provide administrative support.	10.4% (5)	29.2% (14)	14.6% (7)	16.7% (8)	29.2% (14)	0.0% (0)	48
11) The institution treats faculty/staff in a professional and equitable manner.	14.3% (7)	32.7% (16)	20.4% (10)	20.4% (10)	10.2% (5)	2.0% (1)	49
12) The needs to promote student learning guides professional development activities for faculty.	14.9% (7)	31.9% (15)	19.1% (9)	2.1% (1)	4.3% (2)	27.7% (13)	47
13) The needs to promote student learning guides professional development activities for staff.	8.7% (4)	34.8% (16)	13.0% (6)	15.2% (7)	10.9% (5)	17.4% (8)	46
14) My department chair or unit head communicates important and necessary information relevant to me.	40.8% (20)	34.7% (17)	12.2% (6)	2.0% (1)	6.1% (3)	4.1% (2)	49
15) The administration communicates important and necessary information to faculty and staff.	22.9% (11)	33.3% (16)	14.6% (7)	18.8% (9)	8.3% (4)	2.1% (1)	48
answered question							49
skipped question							31

24. Please rate the following items. (III.B.)

	Strongly agree	Somewhat agree	Neutral	Somewhat disagree	Strongly disagree	Don't know/NA	Response Count
1) There are adequate facilities available to sustain our program/department/unit and student needs.	2.1% (1)	35.4% (17)	10.4% (5)	20.8% (10)	31.3% (15)	0.0% (0)	48
2) The classroom equipment meets our program/department/unit and student needs.	2.1% (1)	29.8% (14)	14.9% (7)	25.5% (12)	8.5% (4)	19.1% (9)	47
3) The office equipment meets our program/department/unit and student needs.	12.5% (6)	41.7% (20)	10.4% (5)	20.8% (10)	14.6% (7)	0.0% (0)	48
4) There is an assessment of the physical resources need in our program/department/unit.	12.8% (6)	29.8% (14)	21.3% (10)	4.3% (2)	12.8% (6)	19.1% (9)	47
5) My input matters when my program/department/unit makes plans on facilities and equipment maintenance or purchase.	33.3% (16)	35.4% (17)	12.5% (6)	8.3% (4)	8.3% (4)	2.1% (1)	48
6) My input matters when my program/department/unit prioritize equipment purchases.	31.3% (15)	31.3% (15)	25.0% (12)	4.2% (2)	4.2% (2)	4.2% (2)	48
7) I feel the college implements the necessary procedures to ensure the safety of my working environment.	23.4% (11)	31.9% (15)	17.0% (8)	19.1% (9)	8.5% (4)	0.0% (0)	47
8) I am familiar with the processes that my program/department/unit uses to make equipment replacement and maintenance decisions.	25.0% (12)	43.8% (21)	12.5% (6)	6.3% (3)	6.3% (3)	6.3% (3)	48
9) The college determines equipment replacement and maintenance based on program and service needs.	17.0% (8)	31.9% (15)	17.0% (8)	10.6% (5)	10.6% (5)	12.8% (6)	47
answered question							48
skipped question							32

25. To what degree did the recent renovations create learning spaces that promotes effective integration of student engagement into the learning process? (III.B.)

	To a great degree	To some degree	A little	Not at all	Don't know	Response Count
Kokio STEM Center (Phase 1)	23.4% (11)	10.6% (5)	6.4% (3)	2.1% (1)	57.4% (27)	47
Kahikoluamea Center	36.2% (17)	12.8% (6)	6.4% (3)	4.3% (2)	40.4% (19)	47
Iliahi Student Engagement Center	34.0% (16)	14.9% (7)	6.4% (3)	4.3% (2)	40.4% (19)	47
Manele building classrooms and computer lab	36.2% (17)	12.8% (6)	4.3% (2)	4.3% (2)	42.6% (20)	47
answered question						47
skipped question						33

26. Rate the questions regarding campus parking: (III.B.)

	Very positively	Somewhat positively	Neutral	Somewhat negatively	Very negatively	Don't know/NA	Response Count
The amount of available campus parking affects my students' attendance.	8.9% (4)	6.7% (3)	11.1% (5)	15.6% (7)	8.9% (4)	48.9% (22)	45
The amount of available campus parking affects my ability to perform my duties.	13.0% (6)	13.0% (6)	37.0% (17)	26.1% (12)	2.2% (1)	8.7% (4)	46
answered question							46
skipped question							34








27. Answer the following questions on the safety and sufficiency of the institution's facilities. (III.B.)

	Yes	No	Don't know/NA	Response Count
1) Do you understand how to file a request for the repair or maintenance of office space, classrooms, or laboratories through your department?	83.7% (41)	10.2% (5)	6.1% (3)	49
2) Do you feel that the classrooms provided meet acceptable safety standards?	51.1% (24)	14.9% (7)	34.0% (16)	47
3) Have you been asked within the last two years to evaluate the effectiveness of the facilities and equipment you use in either instructional or campus support activities?	18.8% (9)	64.6% (31)	16.7% (8)	48
4) Have you been asked within the last two years to determine your existing needs and to recommend new equipment or facilities to improve your effectiveness?	39.6% (19)	50.0% (24)	10.4% (5)	48
5) Do you feel that your office and work space(s) are secure from break-ins?	56.3% (27)	35.4% (17)	8.3% (4)	48
answered question				49
skipped question				31

28. Please answer the following questions on the safety and sufficiency of the institution's facilities. (III.B.)

	Yes	No	Don't Know/NA	Response Count
1) Do you feel that the office and work space(s) provided for you by the institution meets acceptable standards?	67.3% (33)	30.6% (15)	2.0% (1)	49
2) If applicable, do you feel that the laboratories provided for you meet acceptable safety standards?	34.0% (16)	8.5% (4)	57.4% (27)	47
3) Is the equipment you use for instruction regularly maintained by the institution in regards to safety and maximum benefit?	23.4% (11)	14.9% (7)	61.7% (29)	47
4) If you use special equipment or materials in instructional and/or other professional activities (e.g., laboratory equipment, chemicals, culinary equipment, ect.) are these materials and equipment regularly inspected for safety?	14.9% (7)	12.8% (6)	72.3% (34)	47
			answered question	49
			skipped question	31

29. What could Auxiliary Services do to improve the quality of your working environment and experience at KCC? (check your top THREE choices) (III.B.)

		Response Percent	Response Count
Build new facilities		56.3%	27
Improve grounds		27.1%	13
Improve parking facilities		60.4%	29
Improve restrooms near your office		22.9%	11
Improve your office and work space(s)		45.8%	22
Improve your laboratory		8.3%	4
Maintain existing facilities		66.7%	32
		answered question	48
		skipped question	32

30. How much do you need the following equipment in your primary duty to promote student learning/success? (III.B.)

	Absolutely	Very much	Somewhat	A little	No need	Response Count
1) Clickers	4.3% (2)	0.0% (0)	8.7% (4)	10.9% (5)	76.1% (35)	46
2) Copier	78.7% (37)	10.6% (5)	4.3% (2)	2.1% (1)	4.3% (2)	47
3) Desktop computer (with DVD playing capacity)	68.8% (33)	12.5% (6)	8.3% (4)	0.0% (0)	10.4% (5)	48
4) Document camera (to project non-transparent document or video)	15.9% (7)	9.1% (4)	29.5% (13)	6.8% (3)	38.6% (17)	44
5) DVD player	13.3% (6)	13.3% (6)	20.0% (9)	11.1% (5)	42.2% (19)	45
6) iPad or equivalent	13.6% (6)	13.6% (6)	18.2% (8)	9.1% (4)	45.5% (20)	44
7) Laptop computer	53.2% (25)	12.8% (6)	17.0% (8)	4.3% (2)	12.8% (6)	47
8) Large screen TV	15.6% (7)	13.3% (6)	13.3% (6)	24.4% (11)	33.3% (15)	45
9) Microphone	11.1% (5)	11.1% (5)	11.1% (5)	20.0% (9)	46.7% (21)	45
10) Overhead projector	22.2% (10)	4.4% (2)	17.8% (8)	13.3% (6)	42.2% (19)	45
11) Printer	83.0% (39)	10.6% (5)	4.3% (2)	0.0% (0)	2.1% (1)	47
12) Printer ink cartridge	81.3% (39)	8.3% (4)	2.1% (1)	4.2% (2)	4.2% (2)	48
13) Projector screen	33.3% (15)	8.9% (4)	13.3% (6)	13.3% (6)	31.1% (14)	45
14) Reliable high speed internet access	85.4% (41)	8.3% (4)	2.1% (1)	0.0% (0)	4.2% (2)	48
15) Speakers	34.0% (16)	17.0% (8)	17.0% (8)	6.4% (3)	25.5% (12)	47
16) Webcam	13.0% (6)	30.4% (14)	13.0% (6)	13.0% (6)	30.4% (14)	46
answered question						49
skipped question						31










31. Do you have access to the following equipment/supply when conducting your primary duty? (III.B.)

	Yes	No	Response Count
1) Clickers	21.3% (10)	78.7% (37)	47
2) Copier	95.9% (47)	4.1% (2)	49
3) Desktop computer (with DVD playing capacity)	93.9% (46)	6.1% (3)	49
4) Document camera (to project non-transparent document or video)	19.6% (9)	80.4% (37)	46
5) DVD player	46.8% (22)	53.2% (25)	47
6) iPad or equivalent	6.8% (3)	93.2% (41)	44
7) Laptop computer	72.3% (34)	27.7% (13)	47
8) Large screen TV	37.0% (17)	63.0% (29)	46
9) Microphone	19.6% (9)	80.4% (37)	46
10) Overhead projector	40.4% (19)	59.6% (28)	47
11) Printer	95.9% (47)	4.1% (2)	49
12) Printer ink cartridge	91.8% (45)	8.2% (4)	49
13) Projector screen	54.3% (25)	45.7% (21)	46
14) Reliable high speed internet access	89.6% (43)	10.4% (5)	48
15) Speakers	61.7% (29)	38.3% (18)	47
16) Webcam	26.1% (12)	73.9% (34)	46
		answered question	49
		skipped question	31






32. Choose your answer for the following questions related to financial resources planning. (III.D.)

	Yes.	No.	Response Count
1) Do you understand your department's budget?	55.1% (27)	44.9% (22)	49
2) Do you understand how your department's budget was determined?	42.9% (21)	57.1% (28)	49
3) Do you understand the connection between your department's budget and your division's <u>Tactical Plan</u> ?	45.8% (22)	54.2% (26)	48
4) Do you understand the connection between your department's budget and the college's <u>Strategic Plan</u> ?	47.9% (23)	52.1% (25)	48
5) Do you understand the connection between your department's budget and the college's <u>Long Range Development Plan</u> ?	40.4% (19)	59.6% (28)	47
6) Were you involved directly with your department's/division's tactical planning process?	45.8% (22)	54.2% (26)	48
		answered question	49
		skipped question	31

33. Which of the following authorized governance organizations, advisory councils, or task forces/committees have you participated in since fall 2009? (Check all that apply)

		Response Percent	Response Count
Kalaualani (Native Hawaiian Council)		15.4%	4
Faculty Senate		3.8%	1
Staff Council		30.8%	8
Chancellor's Policy, Planning, and Assessment Council (PPAC)		30.8%	8
Administrative Staff Council		26.9%	7
Vice Chancellors' Advisory Council (VCAC)		15.4%	4
Counseling and Academic Advising Council (CAAC)		3.8%	1
Other Committees		57.7%	15
Task forces		23.1%	6
		answered question	26
		skipped question	54

34. There are opportunities for you to provide input before the college makes decisions that affect your primary duties.

		Response Percent	Response Count
Strongly agree		21.3%	10
Somewhat agree		21.3%	10
Neutral		31.9%	15
Somewhat disagree		8.5%	4
Strongly disagree		17.0%	8
answered question			47
skipped question			33

35. Rate the communication between the authorized governance organizations and their respective constituents:

	Very effective	Somewhat effective	Neither effective nor ineffective	Somewhat ineffective	Very ineffective	Don't know	Response Count
Faculty Senate with faculty	2.2% (1)	6.5% (3)	6.5% (3)	4.3% (2)	6.5% (3)	73.9% (34)	46
Student Congress with students	2.1% (1)	12.8% (6)	8.5% (4)	4.3% (2)	6.4% (3)	66.0% (31)	47
Kalaulani with students and employees	2.2% (1)	8.7% (4)	4.3% (2)	4.3% (2)	2.2% (1)	78.3% (36)	46
Staff Council with staff	10.6% (5)	19.1% (9)	19.1% (9)	4.3% (2)	12.8% (6)	34.0% (16)	47
answered question							48
skipped question							32

36. Please rate the Faculty Senate in fulfilling the responsibility to speak for faculty in the following academic matters:

	Very effective	Somewhat effective	Neither effective nor ineffective	Somewhat ineffective	Very ineffective	Don't know	Response Count
a) policy determining the initiation, review, and evaluation of proposed or authorized research, instructional, and academic programs	6.5% (3)	4.3% (2)	4.3% (2)	0.0% (0)	4.3% (2)	80.4% (37)	46
b) budget planning and implementation policy	2.2% (1)	2.2% (1)	2.2% (1)	2.2% (1)	6.5% (3)	84.8% (39)	46
c) student-faculty relations policy	2.2% (1)	4.3% (2)	4.3% (2)	0.0% (0)	4.3% (2)	84.8% (39)	46
d) policy for the evaluation of faculty and campus academic administrators	2.2% (1)	6.5% (3)	4.3% (2)	0.0% (0)	6.5% (3)	80.4% (37)	46
e) the improvement and establishment of a canon of professional ethics and an effective means of professional maintenance of those ethics, including faculty self-discipline	2.2% (1)	6.5% (3)	2.2% (1)	0.0% (0)	6.5% (3)	82.6% (38)	46
answered question							46
skipped question							34

37. Please rate Kalaulani in fulfilling its responsibility to native Hawaiian and native Hawaiian-serving employees at the college in the following areas:

	Very effective	Somewhat effective	Neither effective nor ineffective	Somewhat ineffective	Very ineffective	Don't know	Response Count
a) advise the Chancellor and Administrative Team regularly on the concerns of Hawaiians at the college	8.7% (4)	10.9% (5)	2.2% (1)	2.2% (1)	0.0% (0)	76.1% (35)	46
b) define the college's kuleana to Hawaiians and the āina	6.5% (3)	10.9% (5)	2.2% (1)	0.0% (0)	2.2% (1)	78.3% (36)	46
c) guide the college's broader efforts to better serve Native Hawaiians in the areas of teaching, curriculum development, long-range planning, policy development, and implementation	10.9% (5)	10.9% (5)	2.2% (1)	0.0% (0)	0.0% (0)	76.1% (35)	46
d) identify Native Hawaiian issues that influence curriculum and instruction	10.9% (5)	4.3% (2)	4.3% (2)	4.3% (2)	0.0% (0)	76.1% (35)	46
e) provide recommendations for training in culturally appropriate curriculum development and instruction	8.7% (4)	8.7% (4)	2.2% (1)	2.2% (1)	2.2% (1)	76.1% (35)	46
f) advocate for fairness and equity in all decisions and resource allocations related to Native Hawaiian programs and services	13.3% (6)	8.9% (4)	2.2% (1)	0.0% (0)	0.0% (0)	75.6% (34)	45
g) assist in educating administration, faculty and staff at the College about issues important to Native Hawaiians including self-determination, intellectual and cultural property rights, sanctity of land, proper pronunciation and usage of the Hawaiian language	8.7% (4)	10.9% (5)	4.3% (2)	0.0% (0)	0.0% (0)	76.1% (35)	46
answered question							46
skipped question							34

38. Please rate the Staff Council in fulfilling its responsibility to:

	Very effective	Somewhat effective	Neither effective nor ineffective	Somewhat ineffective	Very ineffective	Don't know	Response Count
a) provide a formal voice and organization representing the staff in the administration of the campus	8.5% (4)	25.5% (12)	14.9% (7)	10.6% (5)	8.5% (4)	31.9% (15)	47
b) offer avenues to enhance the professionalism, skills and competencies of our staff members	8.5% (4)	17.0% (8)	19.1% (9)	6.4% (3)	14.9% (7)	34.0% (16)	47
c) create a working atmosphere of respect, dignity, equality and cooperation for staff members	8.5% (4)	12.8% (6)	27.7% (13)	12.8% (6)	6.4% (3)	31.9% (15)	47
answered question							47
skipped question							33










39. Please rate the following standing councils in achieving their goals as advisory/recommending bodies.

	Very effective	Somewhat effective	Neither effective nor ineffective	Somewhat ineffective	Very ineffective	Don't know	Response Count
a) Chancellor's Policy, Planning, and Assessment Council (PPAC) to the Chancellor	8.7% (4)	8.7% (4)	6.5% (3)	6.5% (3)	2.2% (1)	67.4% (31)	46
b) Administrative Staff Council to the Chancellor	10.9% (5)	8.7% (4)	8.7% (4)	4.3% (2)	2.2% (1)	65.2% (30)	46
c) Vice Chancellors' Advisory Council (VCAC) to the Vice Chancellors for Academic Affairs and Student Affairs	11.1% (5)	8.9% (4)	2.2% (1)	4.4% (2)	2.2% (1)	71.1% (32)	45
d) Counseling and Academic Advising Council (CAAC) to the Vice Chancellor for Student Affairs	2.2% (1)	4.3% (2)	8.7% (4)	4.3% (2)	4.3% (2)	76.1% (35)	46
answered question							46
skipped question							34

40. Please rate the performance of the following current UH/KCC leaders and governance bodies in encouraging faculty, staff, and students to participate in the discussion, planning and implementation of proposals to improve KCC's services and programs.

	1 Poor	2 Fair	3 Good	4 Excellent	5 Don't know/NA	Response Count
1) University of Hawaii Board of Regents	13.3% (6)	17.8% (8)	22.2% (10)	2.2% (1)	44.4% (20)	45
2) Kapiolani Community College Chancellor	21.7% (10)	21.7% (10)	17.4% (8)	17.4% (8)	21.7% (10)	46
3) Kapiolani Community College Vice Chancellors	13.3% (6)	20.0% (9)	26.7% (12)	15.6% (7)	24.4% (11)	45
3) Kapiolani Community College Administration (Deans and Directors)	13.0% (6)	23.9% (11)	26.1% (12)	19.6% (9)	17.4% (8)	46
4) Kapiolani Community College Department Chairpersons and Unit Heads	6.5% (3)	21.7% (10)	28.3% (13)	21.7% (10)	21.7% (10)	46
5) Kapiolani Community College Faculty Senate	9.1% (4)	11.4% (5)	15.9% (7)	2.3% (1)	61.4% (27)	44
6) Kapiolani Community College Staff Council	13.0% (6)	17.4% (8)	21.7% (10)	8.7% (4)	39.1% (18)	46
7) Kapiolani Community College Kalaulani Council	2.2% (1)	8.9% (4)	13.3% (6)	4.4% (2)	71.1% (32)	45
8) Kapiolani Community College Student Congress	6.7% (3)	13.3% (6)	20.0% (9)	2.2% (1)	57.8% (26)	45
answered question						47
skipped question						33

41. How do you receive news about KCC? Check all that apply.

		Response Percent	Response Count
Quill (the college's Intranet)		27.1%	13
KCC Bulletin		83.3%	40
KCC website		62.5%	30
Office for Institutional Effectiveness website		18.8%	9
Departmental Website		16.7%	8
Kapio website		20.8%	10
Kapio print		37.5%	18
Email listserves		66.7%	32
Laulima		18.8%	9
The public address system		0.0%	0
answered question			48
skipped question			32

42. What sources do you use to locate KCC policies?

		Response Percent	Response Count
I have not needed to locate KCC policies		14.9%	7
Quill		57.4%	27
KCC Bulletin		19.1%	9
KCC website		55.3%	26
Office for Institutional Effectiveness website		23.4%	11
Departmental Website		12.8%	6
Kapio website		4.3%	2
Kapio print		8.5%	4
Email listserves		17.0%	8
Laulima		14.9%	7
The public address system		0.0%	0
answered question			47
skipped question			33

43. Rate the functioning of the Office for Institutional Effectiveness, or OFIE.

	Strongly agree	Somewhat agree	Neutral	Somewhat disagree	Strongly disagree	Don't know	Response Count
1) OFIE facilitated the practice of using data-based and evidence-based decision-making on campus.	21.3% (10)	19.1% (9)	6.4% (3)	2.1% (1)	2.1% (1)	48.9% (23)	47
2) OFIE facilitated the <u>development</u> of tactical plan and strategic plan.	23.4% (11)	14.9% (7)	10.6% (5)	2.1% (1)	0.0% (0)	48.9% (23)	47
3) OFIE facilitated the <u>tracking</u> of tactical plan and strategic plan.	25.5% (12)	12.8% (6)	6.4% (3)	2.1% (1)	2.1% (1)	51.1% (24)	47
3) OFIE increased the institution's capability of conducting research and evaluation of program and projects' effectiveness.	21.3% (10)	19.1% (9)	4.3% (2)	4.3% (2)	2.1% (1)	48.9% (23)	47
4) OFIE facilitated the streamlining of the grant application and proposal submission process.	23.4% (11)	12.8% (6)	8.5% (4)	4.3% (2)	0.0% (0)	51.1% (24)	47
5) OFIE increased the college's ability to seek new resources and external funding.	27.7% (13)	12.8% (6)	4.3% (2)	2.1% (1)	0.0% (0)	53.2% (25)	47
answered question							47
skipped question							33

44. Rate the functioning of the Office for International Affairs, or OIA.

	Strongly agree	Somewhat agree	Neutral	Somewhat disagree	Strongly disagree	Don't know	Response Count
1) OIA enhanced communication between faculty, staff, and students regarding international education.	0.0% (0)	19.1% (9)	8.5% (4)	6.4% (3)	4.3% (2)	61.7% (29)	47
2) OIA broadened the opportunity to establish national and international partnerships in international education.	12.8% (6)	14.9% (7)	8.5% (4)	2.1% (1)	2.1% (1)	59.6% (28)	47
3) OIA enhanced our students' intercultural understanding and educational experiences.	12.8% (6)	10.6% (5)	10.6% (5)	2.1% (1)	2.1% (1)	61.7% (29)	47
answered question							47
skipped question							33

45. Rate the functioning of the Office of Academic Affairs, or OAA.

	Strongly agree	Somewhat agree	Neutral	Somewhat disagree	Strongly disagree	Don't know	Response Count
1) OAA allowed academic administrators and personnel to focus better on improving learning outcomes.	10.4% (5)	16.7% (8)	14.6% (7)	0.0% (0)	0.0% (0)	58.3% (28)	48
2) OAA allowed academic administrators and personnel to focus better on improving teaching processes.	10.4% (5)	16.7% (8)	14.6% (7)	0.0% (0)	0.0% (0)	58.3% (28)	48
3) OAA allowed more effective and efficient use of resources (e.g., human, physical, technological, and financial) within and between programs.	14.9% (7)	8.5% (4)	19.1% (9)	0.0% (0)	0.0% (0)	57.4% (27)	47
4) OAA promoted uniformly measurable standards to be applied to all programs.	10.4% (5)	10.4% (5)	18.8% (9)	0.0% (0)	0.0% (0)	60.4% (29)	48
answered question							48
skipped question							32

46. Rate the functioning of the Center for Excellence in Learning, Teaching & Technology, or CELTT.

	Strongly agree	Somewhat agree	Neutral	Somewhat disagree	Strongly disagree	Don't know	Response Count
1) CELTT enhanced the campus capacity to offer online and hybrid courses.	35.4% (17)	27.1% (13)	10.4% (5)	0.0% (0)	4.2% (2)	22.9% (11)	48
2) CELTT provided more professional development opportunities.	33.3% (16)	29.2% (14)	12.5% (6)	6.3% (3)	4.2% (2)	14.6% (7)	48
3) CELTT sufficiently supported technology-enhanced teaching and learning experience.	39.6% (19)	27.1% (13)	12.5% (6)	0.0% (0)	4.2% (2)	16.7% (8)	48
5) CELTT provided sufficient technological support for campus operation.	43.8% (21)	35.4% (17)	6.3% (3)	4.2% (2)	4.2% (2)	6.3% (3)	48
answered question							48
skipped question							32

47. Rate the functioning of the Office for Administrative Services, or OAS.

	Strongly agree	Somewhat agree	Neutral	Somewhat disagree	Strongly disagree	Don't know	Response Count
1) OAS promoted a safe physical learning and working environment for students, faculty, and staff.	12.5% (6)	29.2% (14)	20.8% (10)	4.2% (2)	2.1% (1)	31.3% (15)	48
2) OAS improved efficiency in matters of human resources.	2.1% (1)	18.8% (9)	20.8% (10)	8.3% (4)	20.8% (10)	29.2% (14)	48
3) OAS improved efficiency in matters of finance through the Business Office.	2.1% (1)	10.4% (5)	22.9% (11)	12.5% (6)	20.8% (10)	31.3% (15)	48
4) OAS improved efficiency in matters of campus physical operations management.	6.3% (3)	25.0% (12)	20.8% (10)	2.1% (1)	14.6% (7)	31.3% (15)	48
5) OAS's information and technology infrastructure (e.g., online request, online training) facilitated administrative service processes.	2.1% (1)	22.9% (11)	20.8% (10)	4.2% (2)	6.3% (3)	43.8% (21)	48
						answered question	48
						skipped question	32

48. Rate the functioning of Kahikoluamea.

	Strongly agree	Somewhat agree	Neutral	Somewhat disagree	Strongly disagree	Don't know	Response Count
1) Kahikoluamea supported first-year college students in their transition to college level coursework.	27.7% (13)	23.4% (11)	4.3% (2)	0.0% (0)	2.1% (1)	42.6% (20)	47
2) Kahikoluamea promoted Hawaiian values in the learning experience of first-year college students.	17.0% (8)	19.1% (9)	12.8% (6)	0.0% (0)	2.1% (1)	48.9% (23)	47
3) Kahilokuamea enhanced first-year students' learning experience by guiding them through learning pathways.	12.5% (6)	25.0% (12)	6.3% (3)	0.0% (0)	2.1% (1)	54.2% (26)	48
answered question							48
skipped question							32

49. Rate the functioning of the Office for Community and Continuing Education, or OCCE.

	Strongly agree	Somewhat agree	Neutral	Somewhat disagree	Strongly disagree	Don't know	Response Count
1) OCCE promoted stronger relationships with the community organizations and the alumni.	6.4% (3)	17.0% (8)	27.7% (13)	0.0% (0)	4.3% (2)	44.7% (21)	47
2) OCCE provided higher quality of continuing education.	6.4% (3)	17.0% (8)	29.8% (14)	0.0% (0)	4.3% (2)	42.6% (20)	47
3) The community is able to make better use of the our non-credit or ongoing educational opportunities because of the work of OCCE.	4.3% (2)	31.9% (15)	19.1% (9)	0.0% (0)	6.4% (3)	38.3% (18)	47
answered question							47
skipped question							33