











1

Hawai'i Graduation Initiative: Focus on Student Success




UHCC and UH Performance Funding Measures for Kapi'olani

Strategic Direction	Target	Actual	Difference
1A Increase annual CA and Degree completion by 5% from 1,347 to 1,807 by 2021*	1414	1383	-31
1B Increase percent fall first-time, full-time, degree-seeking students completing a Degree or CA and/or transferring to an external institution within three years*	42.5%	36.6%	-5.9%
1C Increase annual Native Hawaiian CA and Degree completion by 5% from 234 to 329 by 2021*	201	191	-10
1D Increase annual CA and Degree completion by Pell grant recipients by 5% from 509 to 716 by 2021*	584	580	-4
1E Increase transfers to UH and non-UH 4-year by 6% from 1196 to 1798 by 2021 *	1349	1273	-70
1F Transfers to UH 4-year**	879	815	-64
1G UH System and UHCC System--Increase annual STEM CA and Degree completers (including 4-year degrees) at KCC and UH 4 year by 5%*	206	257	+51
1H Increase annual STEM CA and Degree completers (not including 4-year degrees) at KCC and UH 4-years by 5% from 166 to 243 by 2021**	97	127	+30





Gap Closing Measures--Selected groups, compared with their percent of enrollment

  1I	Close Native Hawaiian success gaps in percent of all degrees and certificates, STEM degrees and certificates, and 4-year transfer*	Enrollment	17.0%
		Degree & Certificate Completion	14.0%
		STEM Degree Completion	7.0%
		Transfer	16.0%
  1J	Close Filipino success gaps in percent of all degrees and certificates, STEM degrees and certificates, and 4-year transfer*	Enrollment	14.0%
		Degree & Certificate Completion	14.0%
		STEM Degree Completion	6.0%
		Transfer	11.0%
  1K	Close Pacific Islander success gaps in percent of all degrees and certificates, STEM degrees and certificates, and 4-year transfer*	Enrollment	2.0%
		Degree & Certificate Completion	1.0%
		STEM Degree Completion	0.0%
		Transfer	1.0%
  1L	Close Pell Recipient success gaps in percent of all degrees and certificates, STEM degrees and certificates, and 4-year transfer*	Enrollment	39.0%
		Degree & Certificate Completion	42.0%
		STEM Degree Completion	24.0%
		Transfer	42.0%

Time to Degree Completion Measures




Strategic Direction		Target	Actual	Difference
	1M Improve the 3-year time to certificate of achievement and degree completion and transfer rate for first-time, full-time, degree seeking students from 37-50% by 2021**	50.0%	36.6%	-5.9%
	1N For students placing one level below college ready, 75% will complete a college level English and/or math course within one semester by 2021*	75%	35.1%	-39.9%
	1O For students placing 2 or more levels below college ready, 70% will complete a college level English and/or math course within one year by 2021*	70%	30.3%	-39.7%

ASNS Measures

Strategic Direction		Target	Actual	Difference
	1P Increase the annual number of students participating in the ASNS degree by 6% from 356 to 535 by 2021	400	584	184
	1Q Increase the annual number of ASNS students transferring to UH 4-year campuses by 6% from 42 to 64 by 2021	47	46	-1
	1R Increase the annual number of students completing ASNS undergraduate research experiences and research internships by 10% from 70 to 136 by 2021	85	154	+69
	1S Increase the annual number of students completing ASNS degree by 10% from 30 to 60 by 2021	36	87	+51










2

Hawai'i Innovation Initiative: Productive Futures for Students, Faculty, and Staff

Strategic Direction	Target	Actual	Difference
 2A Increase annual CTE (non-CA) certificate completion by 3% annually from 551 to 667 by 2021	585	350	-235
 2B Increase annual number of students completing service learning assignments from 700 to 900 by 2021	753		
 2C Increase the number of sustainability designated course sections from 27 to 60 and develop "Pathways to UH 4-year Campuses" by 2021	37	43	+6

3

Grow Enrollment: Improve Re-enrollment and Outreach

Strategic Direction	Target	Actual	Difference
 3A Increase fall-to-spring re-enrollment to 75% by spring 2021*	75%	73.8%	-1.2%
 3B Increase fall-to-fall re-enrollment to 65% by fall 2021*	65%	53%	-12%
 3C Increase annual Native Hawaiian enrollment by 5% from 1318 to 1854 by 2021	1453	1290	-163
 3D Increase annual dual enrollment (high school & KCC) by 5% from 141 to 200 by 2021	155	193	+38
 3E Increase annual enrollment from feeder high schools by 2% from 794 to 894 by 2021*	815	601	-214
 3F Increase annual enrollment of working age adults by 5% from 2548 to 3740 by 2021*	2727	2148	-579
 3G Increase annual enrollment of GED completers by 2% from 309 to 355 by 2021*	321	271	-50
 3H Increase annual enrollment of Pacific Islander students by 3% from 123 to 167 by 2021*	128	126	-2
 3I Increase annual enrollment of international students (Non-US) by 3% from 892 to 1097 by 2021*	774	718	-56